

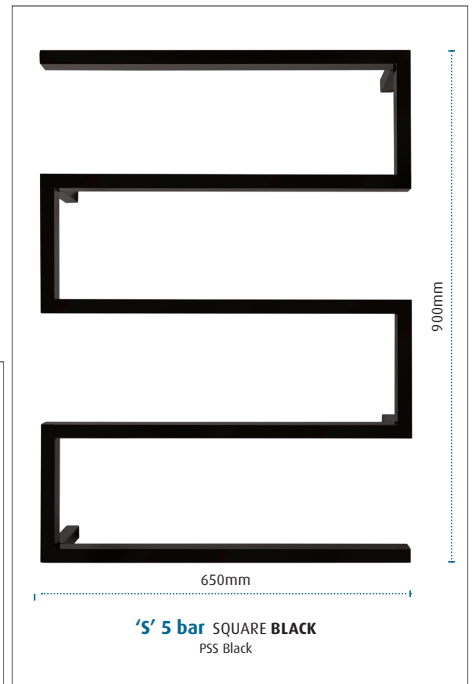
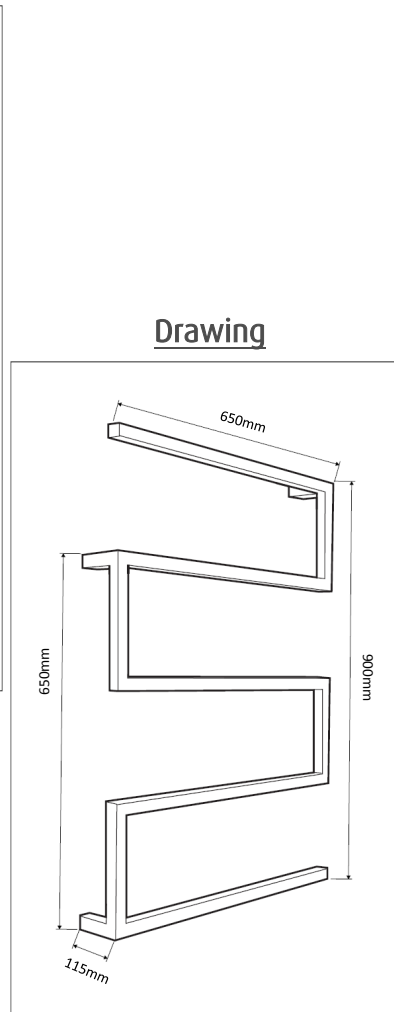

## Designer 'S' 5 bar SQUARE

Product code : PSS /PSS Black

650 (w) x 900 (h) x 115 (d) mm

### Features:

5 bars • Hand polished mirror finish • High grade stainless steel • Right hand cable entry only • Polished stainless steel end caps • Concealed wiring kit included



Note: Manufacturing tolerances could cause variances of  $\pm 5$ mm.

### Additional Information

- 60 watts
- 230-240Volts, 50Hz single phase
- Class 1 appliance – requires an earth connection
- This rail should be mounted vertically with the cord exiting from the base.
- It should be positioned at least 600mm above the floor.
- Ingress Protection Rating: IP45 – Splashproof