


# PRODUCT SPECIFICATION SHEET

## Channel drain RECTANGLE

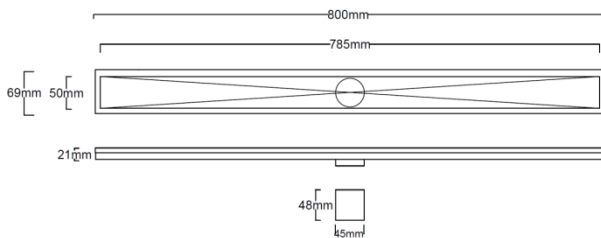
Product Code: FDRE 800 / FDRE 1000 / FDRE 1200

800/1000/1200 (l) x 69(w) x 21(d) mm  $\phi$  45mm

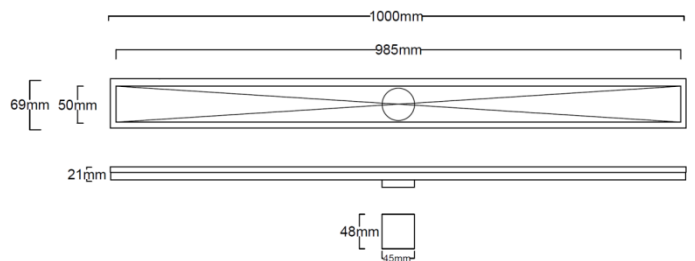
Features: Superior fall/centre outlet • 316 grade stainless steel • Manufactured from high-quality maintenance-free materials



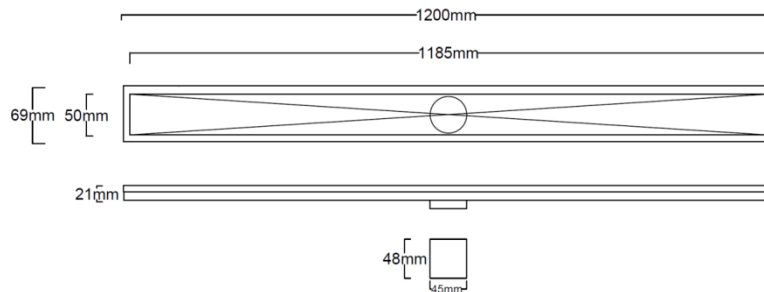
### FDRE 800



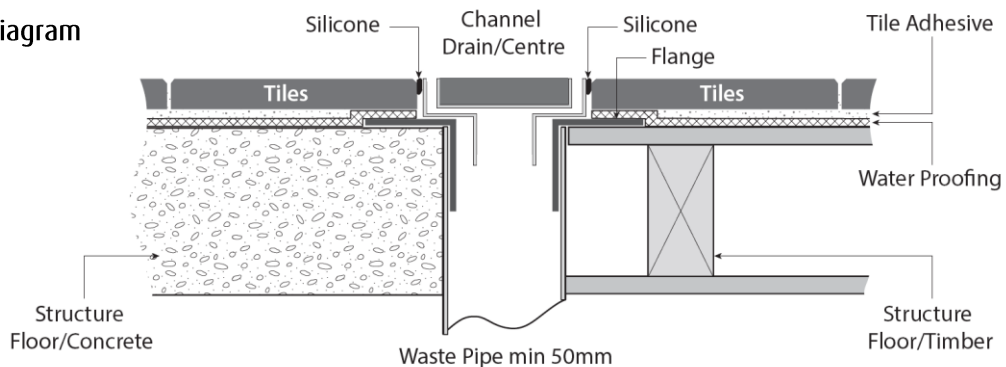
### FDRE 1000



### FDRE 1200



### Installation Diagram



### Additional Information

- 5 year warranty